

Series 132P Pressure Switch/Internal Adjustment

Compact adjustable pressure switch for low to mid-range process applications. Efficient Nega-Rate® Belleville disc spring for set point stability and vibration resistance. Stainless steel wetted materials and hermetically sealed, explosion-proof electricals make this switch ideally suited for hazardous and corrosive media or environments.

Operating Pressure Data

Adjustable Range Number	Adjustable Set Point Range		Deadband (approximate)	Maximum Recommended System Pressure	Proof Pressure
	Increasing	Decreasing			
8	3 to 30	1 to 28	2	1350	2000
9	20 to 80	15 to 75	5	1350	2000
0	80 to 130	67 to 117	13	1350	2000
1	50 to 250	30 to 230	20	4000*	6000*
2	200 to 400	175 to 375	25	4000*	6000*
4	375 to 725	330 to 680	45	4000*	6000*
6	700 to 1500	620 to 1420	80	4000*	6000*
7	1500 to 2300	1400 to 2200	100	4000*	6000*

All values given in psig.

* See Miscellaneous T for higher pressures.

Standard Specifications

Electrical

Snap action electrical switch assemblies, Part Numbers 057-0770 & 057-0772 (Form C) and 057-0771 & 057-0773 (Form CC), are listed by Underwriters' Laboratories, Inc., FM Approvals, CSA International and NCC (INMETRO). See the miscellaneous option N for additional listings.

Electrical Connection

1/2 NPT male conduit connection with PVC insulated 18 AWG, 18" long leads

Pressure Connection

1/4 NPT Female

Temperature Range*

Ambient: -40°F to +180°F
(-40°C to +82°C)

Media: -40°F to +250°F
(-40°C to +121°C)

* Temperature limits change with O-Ring selection. See Electrical Assembly specification sheet for Temperature Class Ratings.

Adjustment

Internal, slotted adjustment nut with range scale

Shipping Weight

Approximately 20 ounces



Order Miscellaneous Option "D"



Explosion Proof
Hermetically Sealed
(NEMA 4X, 7, 9 and 13)

Ordering Sequence — Select desired option for each category

OPTIONS

Wetted Material

- 4 316 stainless steel port and diaphragm, Buna-N O-Ring
- 5 316 stainless steel port and diaphragm heliarc welded

Adjustable Range

- 8 1 psig dec. to 30 psig inc. (0.1 bar dec. to 2.1 bar inc.)
- 9 15 psig dec. to 80 psig inc. (1.0 bar dec. to 5.5 bar inc.)
- 0 67 psig dec. to 130 psig inc. (4.6 bar dec. to 9.0 bar inc.)
- 1 30 psig dec. to 250 psig inc. (2.1 bar dec. to 17.2 bar inc.)
- 2 175 psig dec. to 400 psig inc. (12.1 bar dec. to 27.6 bar inc.)
- 4 330 psig dec. to 725 psig inc. (22.8 bar dec. to 50.0 bar inc.)
- 6 620 psig dec. to 1500 psig inc. (42.7 bar dec. to 103.4 bar inc.)
- 7 1400 psig dec. to 2300 psig inc. (96.5 bar dec. to 158.6 bar inc.)

Electrical Form

- C 11 amp, 1/4 hp at 125 or 250 VAC; 5 amp resistive, 3 amp inductive at 28 VDC; .5 amp resistive at 125 VDC
- CC 11 amp, 1/4 hp at 125 or 250 VAC; 5 amp resistive, 3 amp inductive at 28 VDC; .5 amp resistive at 125 VDC

Enclosure

- 6 Includes an explosion proof, hermetically-sealed electrical assembly. EX d IIC, Division 1 and 2, Class I, Groups A, B, C, and D; Class II, Groups E, F, and G, NEMA 4X, 7, and 9; IP66. Leads are factory sealed and Pressure Switches are Dual Seal Certified.

Miscellaneous

- A Epoxy paint exterior — extra protection for severe environments
- B Viton O-Ring
- C EPR O-Ring
- D SIL approval and marking, per IEC61508 (includes FMEA report)
- E 7/16" - 20 SAE Female Port
- G 1/2 NPT Female Port
- H Stainless steel body
- I 3/4 NPT conduit box with terminal strip (Groups C & D only, not available with N option)
- J Annealed stainless steel port screws for H₂S environments — Consult factory for reduced system and proof pressure ratings
- M Gold electrical contacts for extremely low current applications (1 Amp at 125 VAC; 1 Amp Res, 0.5 Amp Ind. at 28 VDC)
- N ATEX and IECEx with CE Mark
- O Cleaned for Oxygen Service (wetted material 5 only)
- R 72" Electrical free leads
- T 6300 psig system, 9450 psig proof, 410 stainless steel screws (Range 1 thru 7 only)
- U M20 x 1.5 Electrical Conduit Adapter

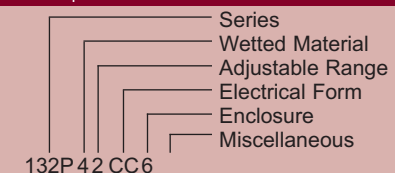
Special (Consult representative or factory)

- Non-catalog adjustable range and/or set point, deadband and proof pressure

Ordering Procedure

- When factory presetting is desired, stipulate set point, increasing or decreasing
- Insert available option number or letter designation as required

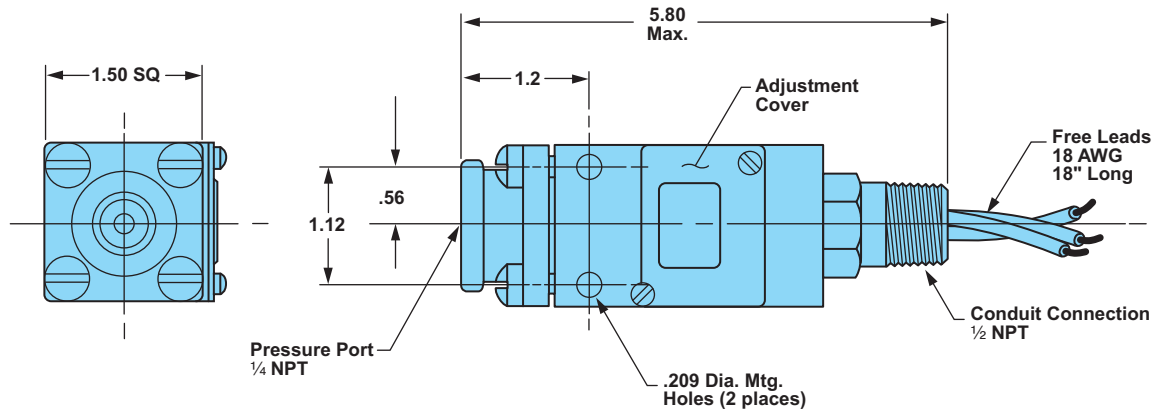
Example



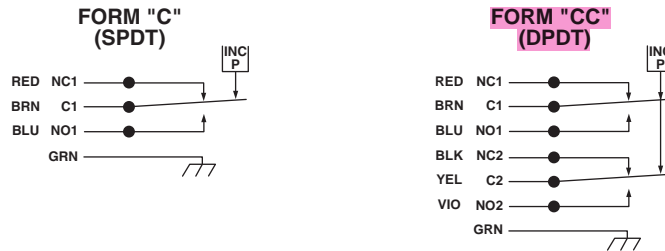
Series 132P Pressure Switch/Internal Adjustment

Field Adjustable
1 to 2300 psig

Envelope Dimensions



Electrical Form



Basic Principles of Design

